
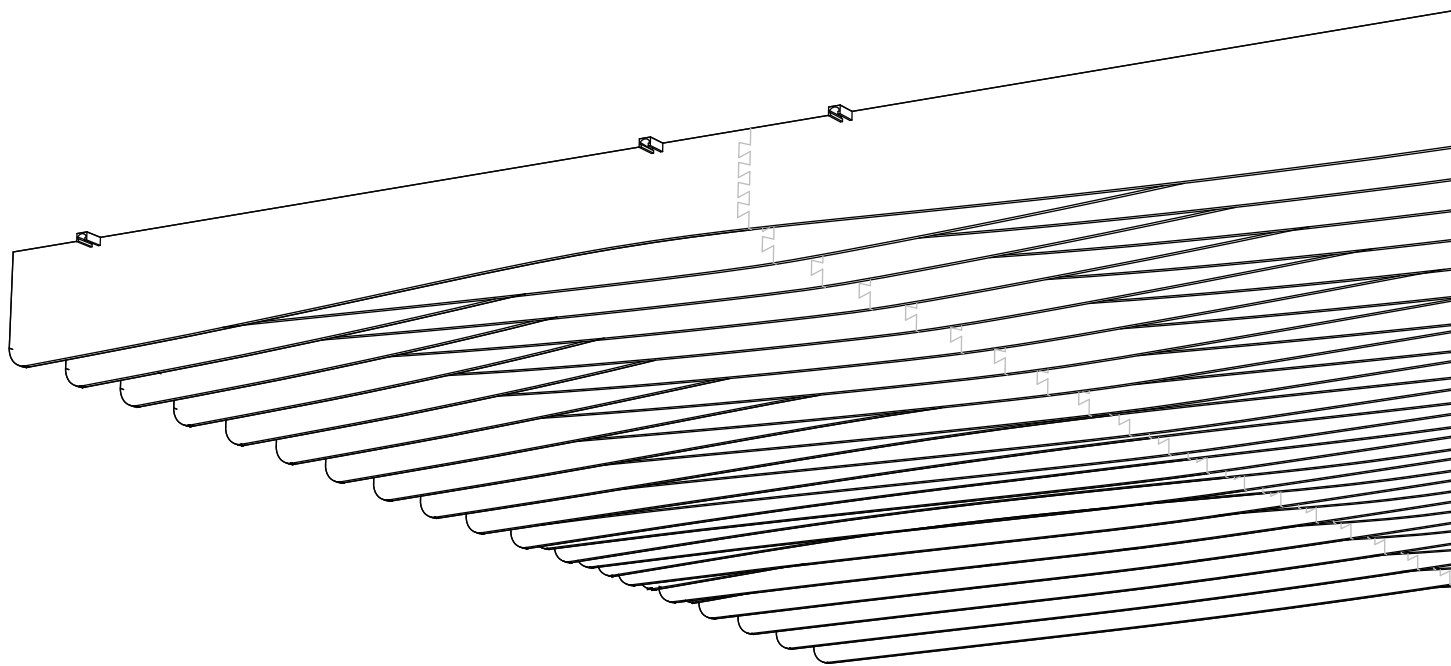


IMPACT ACOUSTIC®



Fusion

Baffle System


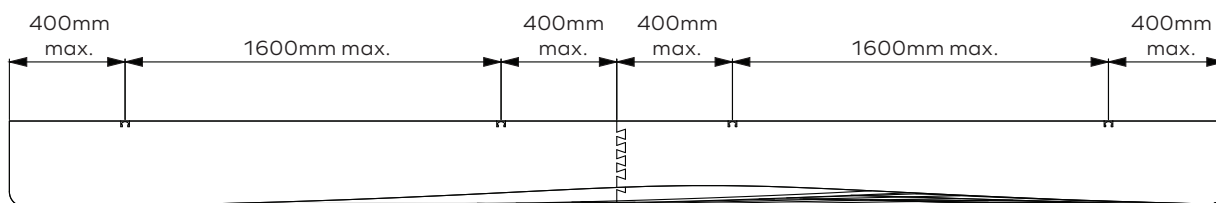
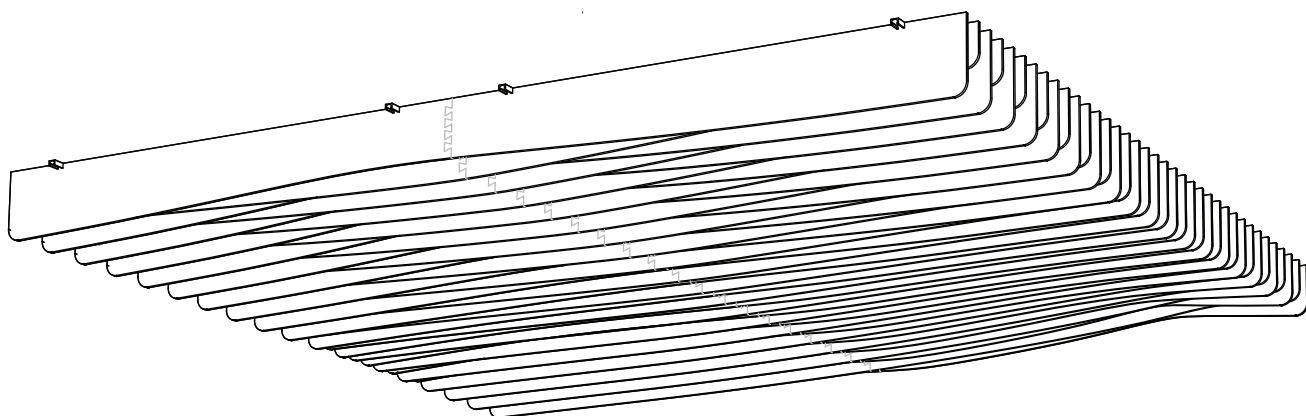
713.12.46.000.00
713.12.47.000.00
713.12.48.000.00
713.12.49.000.00

ASSEMBLY INSTRUCTIONS

Fusion Baffle System

Installation Overview

The Fusion Baffle System is customised and therefore may vary from the information in this document. The baffles can be endlessly attached to each other by using the dovetail joints. The prefabricated cut-outs also enable uncomplicated installation, as the baffles can simply be pressed into the rail.

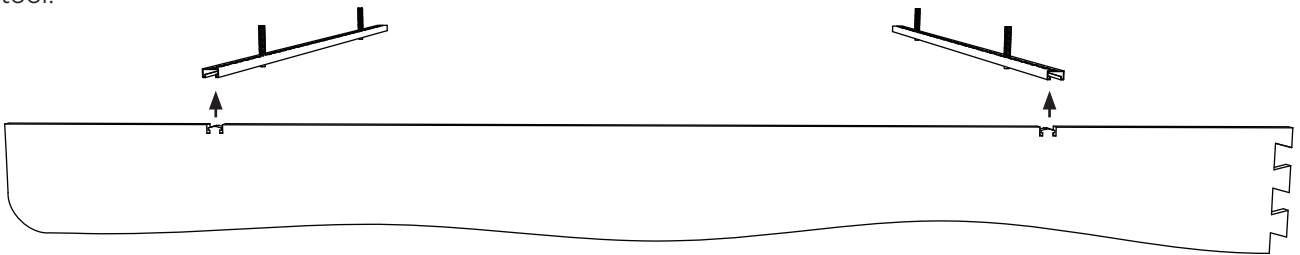


Fusion Baffle System

Ceiling Installation Guide

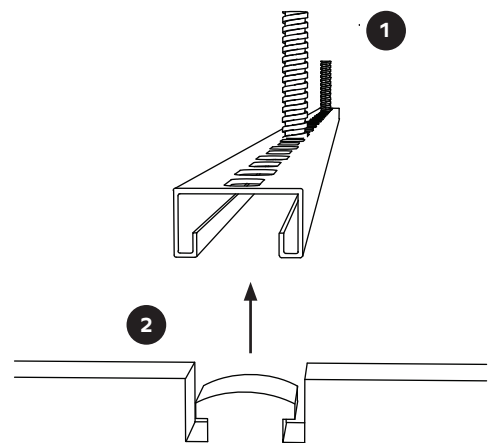
1 Install Struts

Measure and attach **strut** channels to the ceiling using preferred installation hardware (**not included**) Threaded rods, wedge anchor or expansion pins could be used in particular cases. Particular solution needs to be selected in accordance to mounting surface and composition of the ceiling. If connecting multiple strut segments in a row is required, use provided **strut connectors**. Struts are supplied in standard 2400mm (94 1/2") length and can be cut on site using steel rotary cutter, angle grinder or similar power tool.



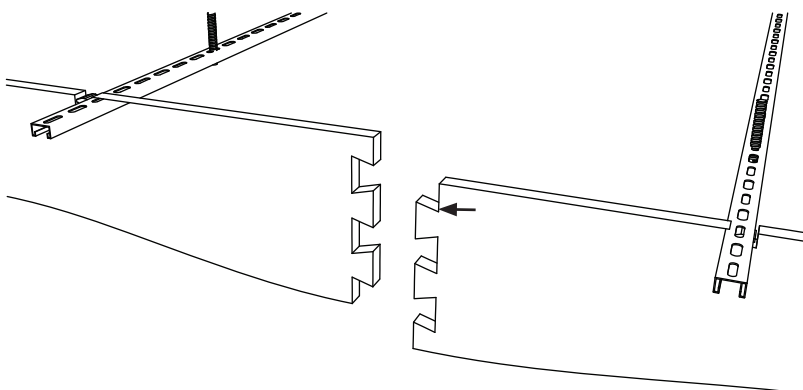
2 Insert Baffles

Insert the baffle element into the struts. Ensure the baffles are in the correct order according to the labeling system. Refer to the provided shop drawings for further detail. Repeat for all elements.



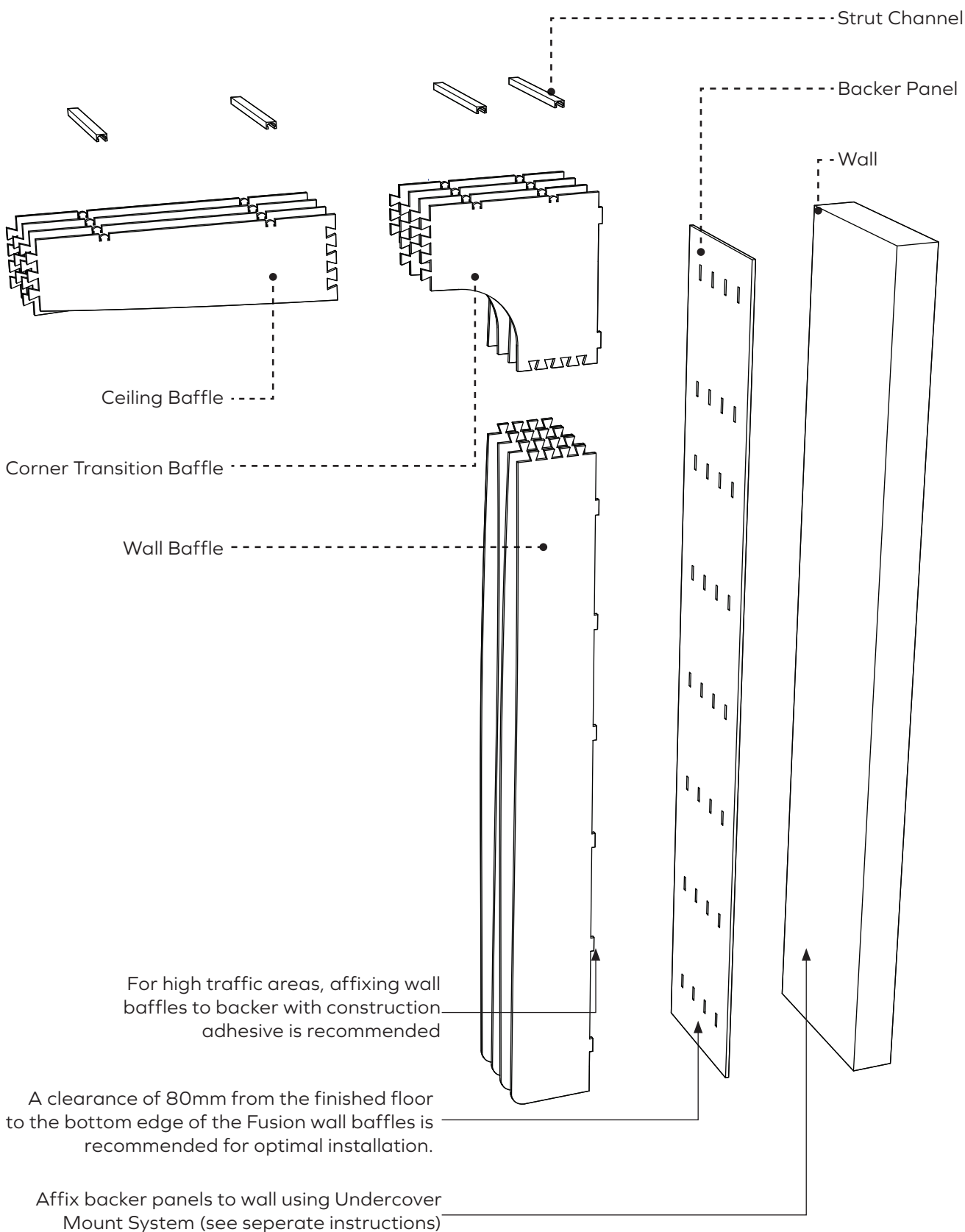
3 Connect Baffle Rows

If there are multiple baffles per row, connect them using the dovetail joint cut outs. Repeat for all elements.



Fusion Baffle System

Ceiling to Wall System Exploded View



Fusion Baffle System

Additional Information

Online Resources

A variety of resources are available online for all of our products. Please visit the product's page for more information.



CAD files



Spec sheets and
Installation Guide



Color families



Instruction
videos



Associated
products specs.

Ordering Process

Our experienced team of Project Consultants will guide and support you throughout the order process. We fulfill the majority of our orders in as little as 21 days¹ from your first point of contact, allowing you to focus on what truly matters to you.



Contact our
consultant

Quote¹

48h



Order Confirmation

Production¹

14-21 days



Dispatch

Transit

location based



Delivery

Contact Us

Ready to make an impact? We are just an email or call away to discuss your project and answer any question.



+41 41 244 14 00



connect@impactacoustic.com



Online form



¹ - Quote and Production times may vary.

IMPACT ACOUSTIC®
Balken Volumetric Baffle rev.01 - 09.12.24

(Switzerland)
(USA)
(Philippines)

connect@impactacoustic.com
usa@impactacoustic.com
philippines@impactacoustic.com

(+41) 41 244 14 00
(+1) 646 918 1581
(+63) 285 80 02 50

#WeMakeAnImpact

**#We
Make An
Impact**

connect@impactacoustic.com | www.impactacoustic.com